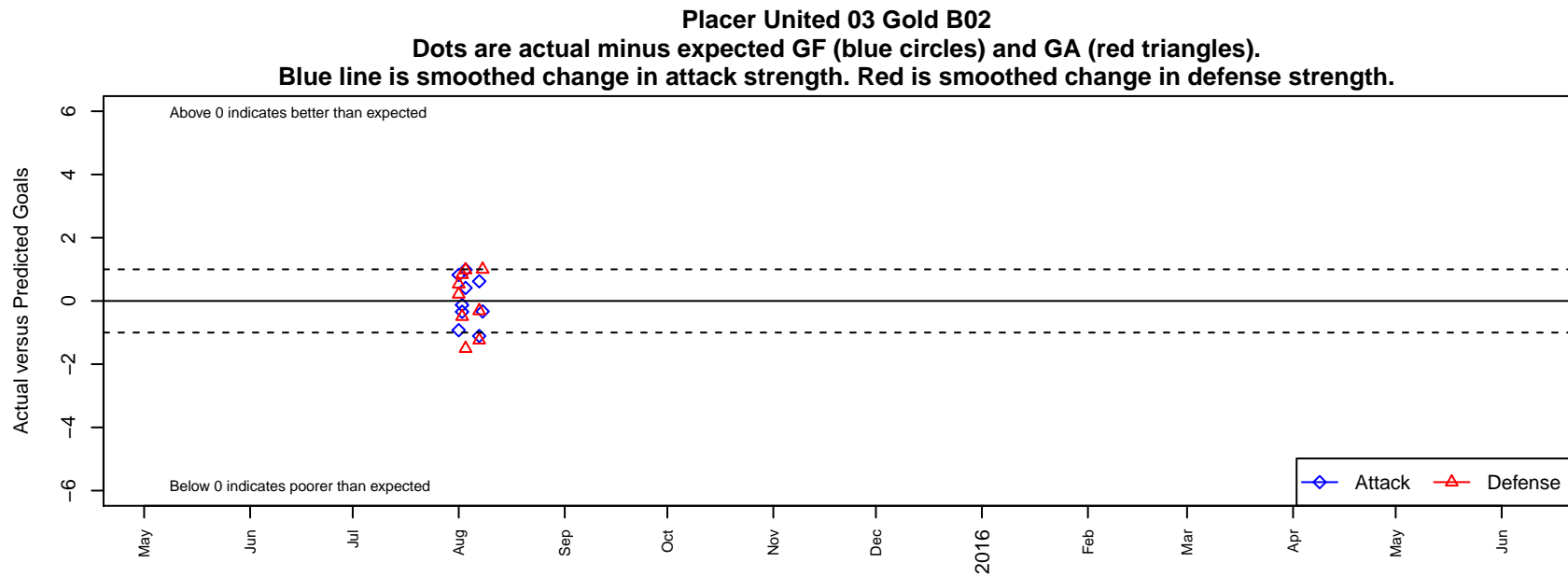


Placer United 03 Gold B02

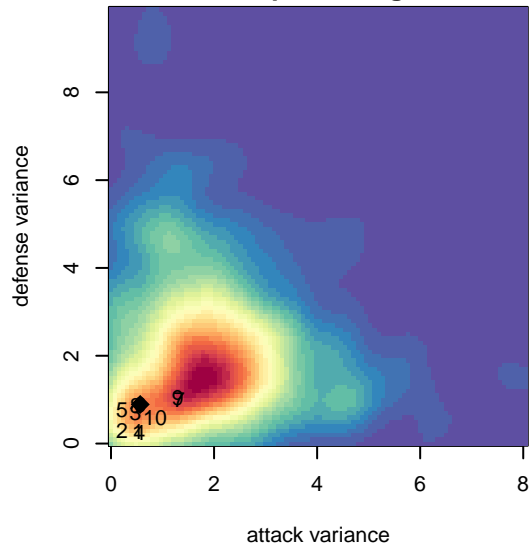
, CAN
B02 total strength=1446
attack=9.52 defense=9.25

alt names used:
PLACER UNITED 03B GOLD (CAN)
PLACER UNITED 03B GOLD (CAN)

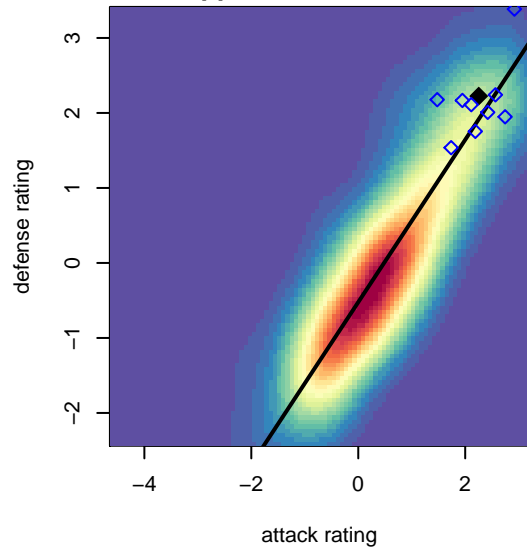
Venues played:
2015 Surf Cup Gold U13
2015 Sporting Invitational U-13 Premier EvoPo



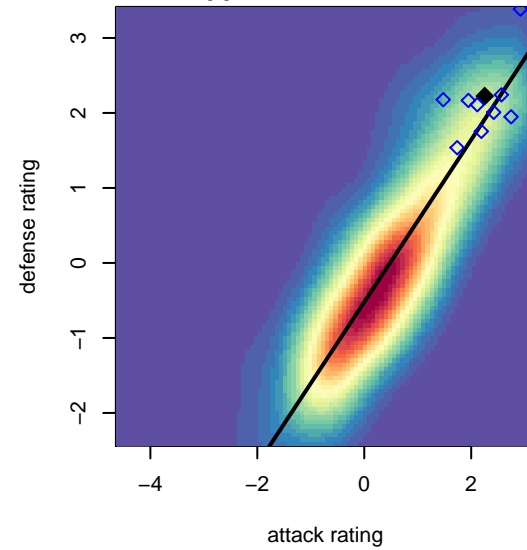
**attack and defense variance (black dot)
relative to other teams
and top 10 in region**



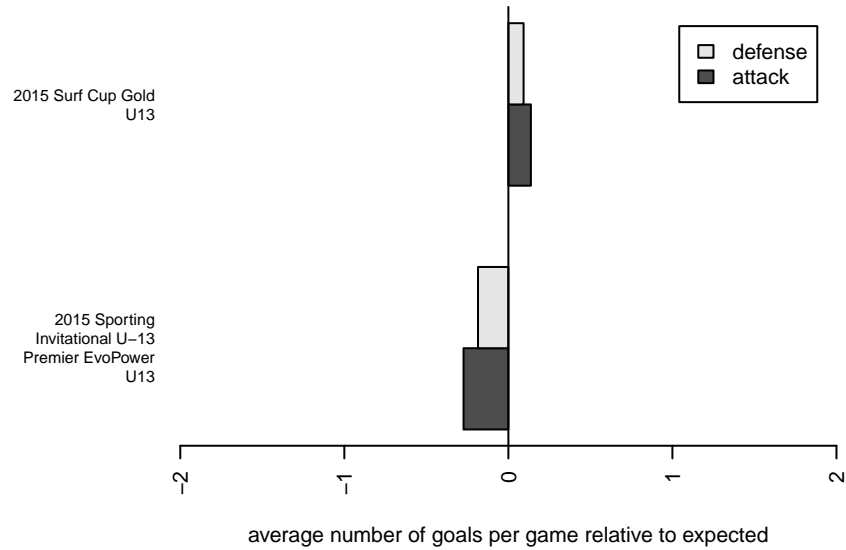
**attack and defense rating
relative to others at age
and all opponents in last 13 months**



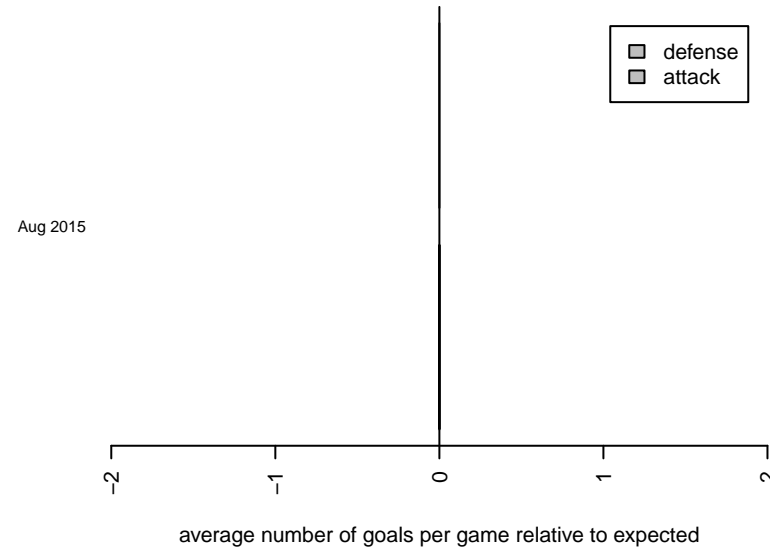
**attack and defense rating
relative to others at age
and all opponents in last 13 months**



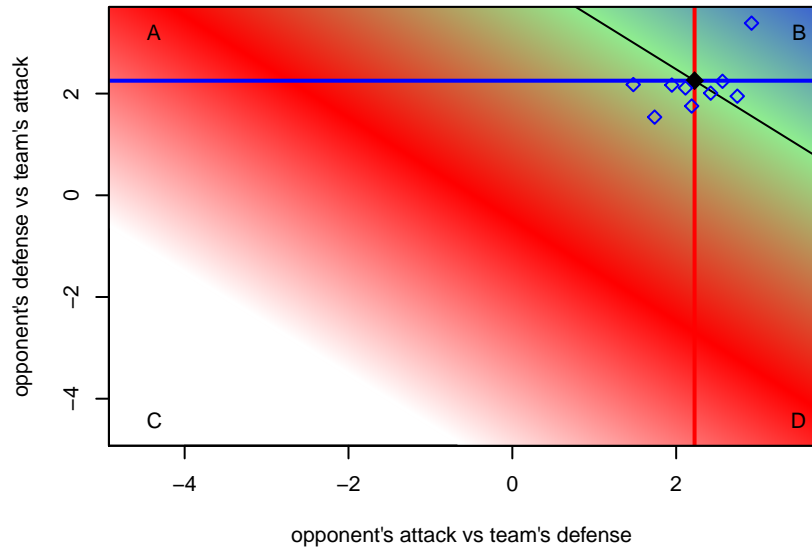
Performance relative to 13 month average



Performance relative to 13 month average



Distribution of opponents
 Red = Lose zone, Blue = Win zone, Green = Even
 Black line separates win/lose zones



lot. A=Neither has attack advantage, B=Opponent has both attack and defense advantage, C=Opponent has both attack and defense disadvantage, D=Both have

date	home		away		venue	pred.home	pred.aw
15-08-08	San Jose Earthquakes Pre-Academy Blue B02	1	Placer United 03 Gold B02	0	2015 Sporting Invitational U-13 Premier	2.00	0.33
15-08-07	Heritage SC Minions B02	2	Placer United 03 Gold B02	2	2015 Sporting Invitational U-13 Premier	1.69	1.38
15-08-07	Placer United 03 Gold B02	0	Evergreen United Earthquakes Blue B02	2	2015 Sporting Invitational U-13 Premier	1.11	0.76
15-08-03	Placer United 03 Gold B02	2	Eastside Timbers Red B02	0	2015 Surf Cup Gold U13	1.59	0.98
15-08-03	Placer United 03 Gold B02	2	San Jose Earthquakes PDA 2003B	3	2015 Surf Cup Gold U13	1.01	1.49
15-08-02	Placer United 03 Gold B02	1	Freedom FC Blue B02	1	2015 Surf Cup Gold U13	1.13	0.51
15-08-02	Placer United 03 Gold B02	1	Crossfire Premier A B02	0	2015 Surf Cup Gold U13	1.34	0.83
15-08-01	Arsenal FC B02	0	Placer United 03 Gold B02	1	2015 Surf Cup Gold U13	0.53	1.93
15-08-01	Barcelona NV Academy B02	1	Placer United 03 Gold B02	2	2015 Surf Cup Gold U13	1.21	1.18